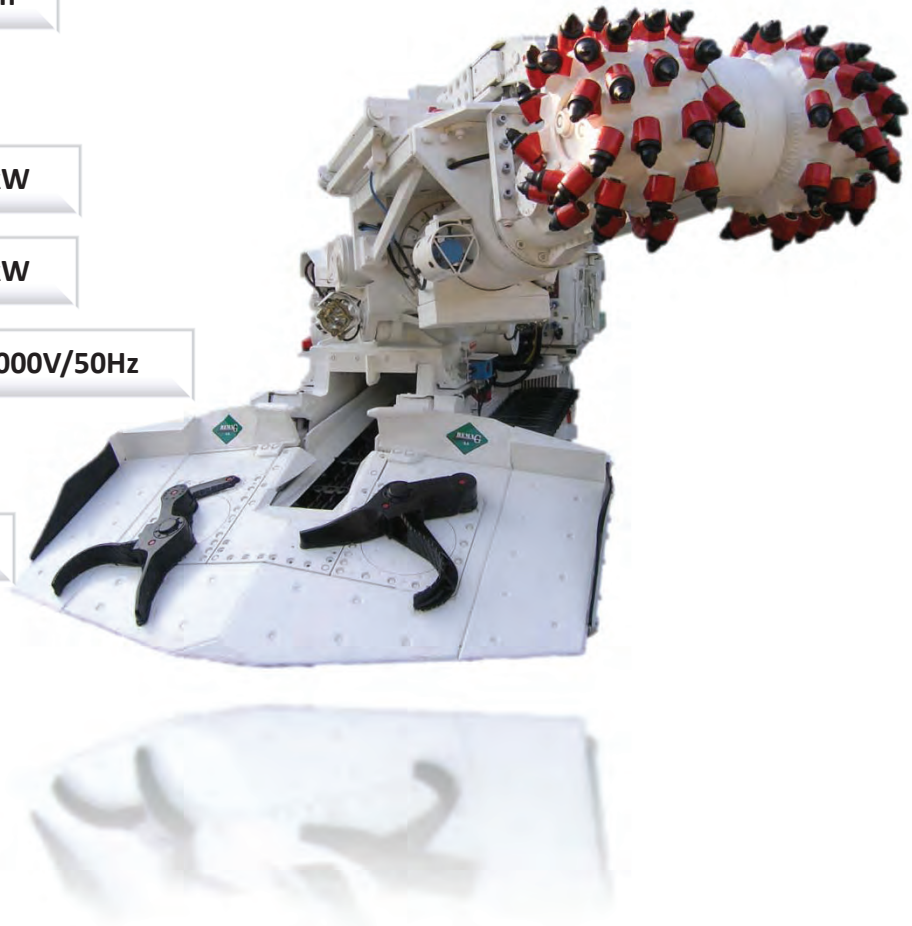


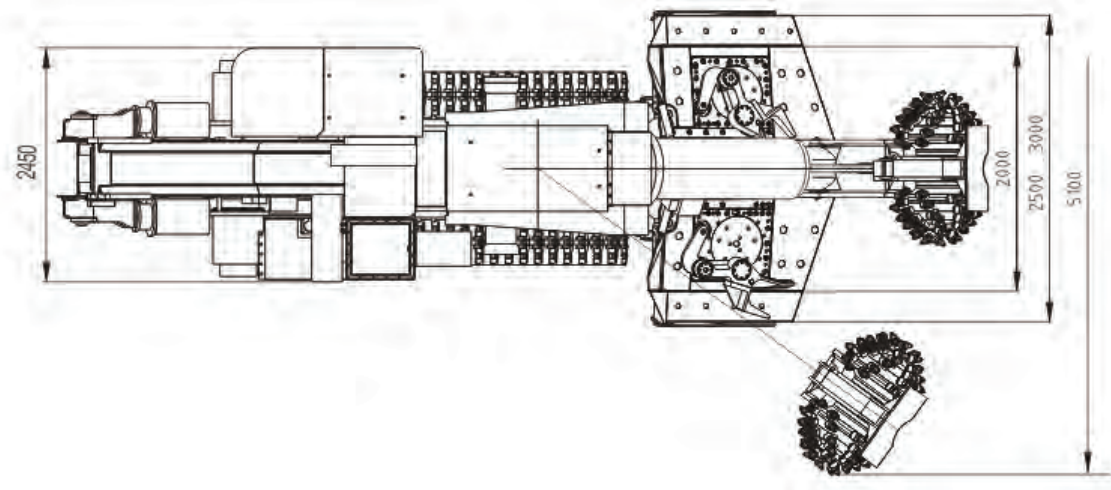
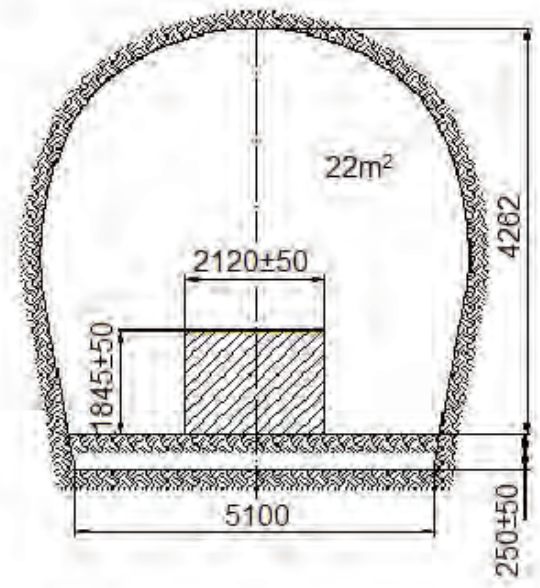

## AM-50z-w high version

AM-50z-w high version

Rock hardness:	<b>60 MPa</b>
Width of the loader:	<b>2000-3000 mm</b>
Roadheader weight:	<b>29 t</b>
Maximal installed power:	<b>169 kW, 201 kW</b>
Power of cutting unit engine:	<b>100 kW, 132 kW</b>
Voltage/frequency:	<b>500V, 660V, 1000V/50Hz</b>
Unit pressure onto floor:	<b>0,11 MPa</b>
Max immersion of cutting heads into floor:	<b>310±50 mm</b>
Driving speed:	<b>0-5 m/min</b>
Pressure in hydraulic system:	<b>20 MPa</b>
Max transverse slope of the excavation:	<b>±5°</b>
Max longitudinal slope of the excavation:	<b>±18°</b>



# AM-50z-High Version



Parameter	AM-50z-w „high”
Excavation cross-section	22 m <sup>2</sup>
Cutting width	5100 mm
Cutting height	4262 mm